


2 | INLAYS AND TEST SHOES

When your lasts and inlays are ready, CYS offers you the possibility for a fitting stage. By means of a foil-fitting shoe in combination with inlays you can see if there are any pressure points, which can make you decide to adjust the lasts. The fitting stage can be a convenient option before ordering complete shoes.

If you would like to extend the fitting stage with your client, you can also choose to fit the shoes with leather trial shoes with reinforcement provision. We also offer disposable leather test shoes. If you would like to test the special orthopedic concepts and reuse them in the final shoes, you can also order lining shoes as fitting stage.

If you have ordered inlays, we will process them in every type of shoes. In this chapter you will find an overview of the types of inlays which we offer.

OPTIONAL FITTING STAGE



A | CAD-CAM LAST DESIGN

B | PRODUCTION OF INLAYS

C | MODIFICATION ON FOIL TEST SHOE
Optional

2.1 | INLAYS

We offer four categories of inlays. Within these categories there is a variation of choices. The materials which are being used for each layer are specified in the drawings.

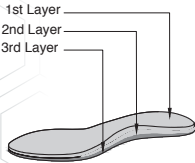
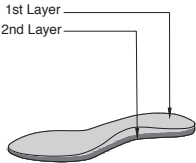
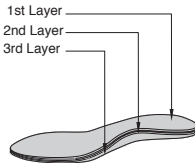
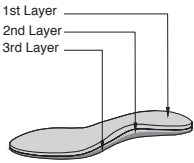
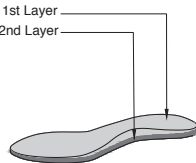
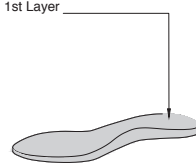
INLAYS	ARTICLE NUMBERS FOR YOUR ORDER
Standard Inlays	10 until 15
Inlays with Reinforcement	20 until 27
Inlay Orthosis with Amputation Support	40 until 42
Inlay Orthosis with Toe Amputation Support	50 until 54

Please note that we will add an extra charge on top of the standard costs for inlays for the following:

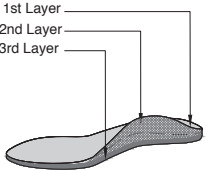
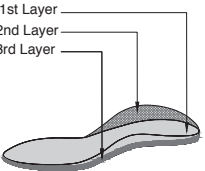
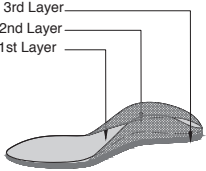
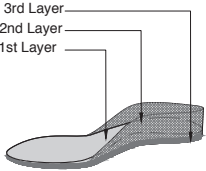
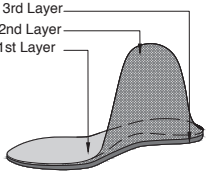
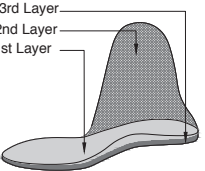
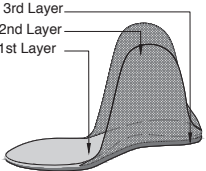
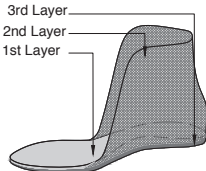
- Inlays and/or lining shoes made with 1 or 2 layers of these materials: 5016 - 5017 - 5018
- Tongue inlays and/or lining shoes for "Pes Equines", "Club foot" or "Pes Equinovarus" foot
- Design drawing for different complex foot amputations

If you request 5018 as top layer, CYS produces a work-inlay for mounting (extra charge). The work inlay can be replaced by the final inlay, both will be sent to you. Work-inlay can be re-used for future orders!

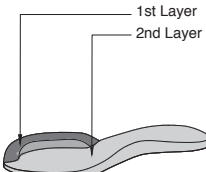
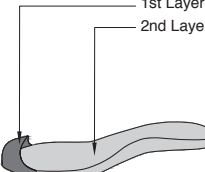
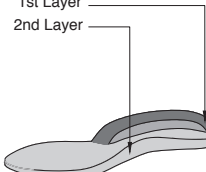
10 - 15 STANDARD INLAYS

	10 Standard	11 Semi-Diabetic	12 Diabetic	13 Diabetic Plus	14 Work Shoes	15 Bath Shoes
1st	5040	5027	5032	5018	5006	5039
2nd	5049	5040	5040	5027	5008 / 5039	
3rd	5039		5039	5039		
Layers						

20 - 27 INLAYS WITH REINFORCEMENT

Layers		1st	2nd	3rd
		5040	5048	5039
		5040	5048	5039
		5040	5048	5039
		5040	5048	5039
Reinforcement	Low			20
				21
				22
				23
Reinforcement	High			24
				25
				26
				27

40 - 42 INLAY ORTHOSIS WITH AMPUTATION SUPPORT

		40 Filler on Partial Forefoot	41 Toe Filler	42 Filler on Heel
Layers		1st 5040	5040	5040 5048
		2nd		
				

50 - 54 PROTHESE WITH DIFFERENT FOOT AMPUTATIONS

**50 Toe Part
Amputation Support**

**51 Metatarsal
Amputation Support**

**52 Transmetatarsal
Amputation Support**

**53 Lisfranc
Amputation Support**

**54 Chopart
Amputation Support**

Layers
1st
2nd
3rd
4th
5th
6th

Padding tongue / ball / circularly

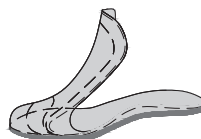
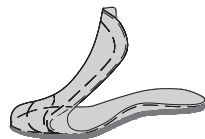
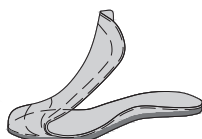
5050

5048

Carbon

5039

5027



AMPUTATION LINES

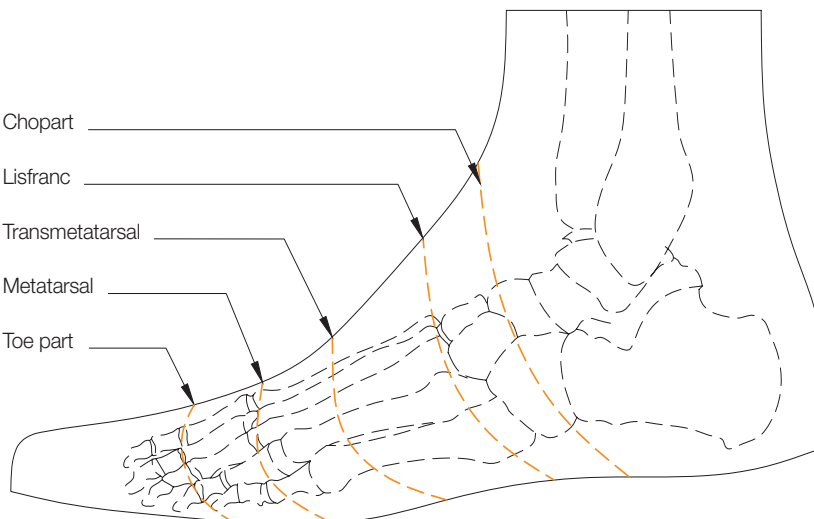
54 Chopart

53 Lisfranc

52 Transmetatarsal

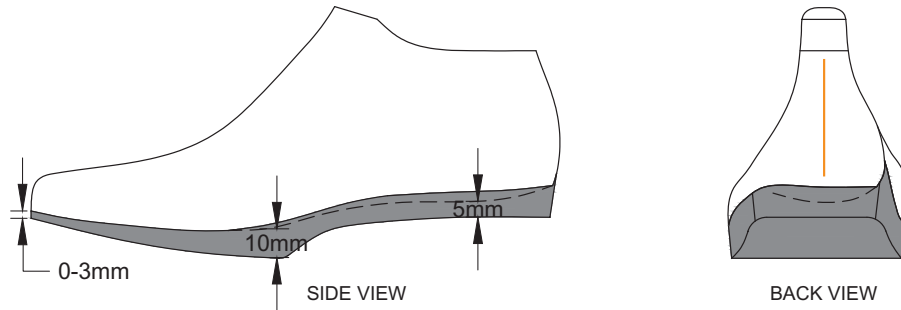
51 Metatarsal

50 Toe part



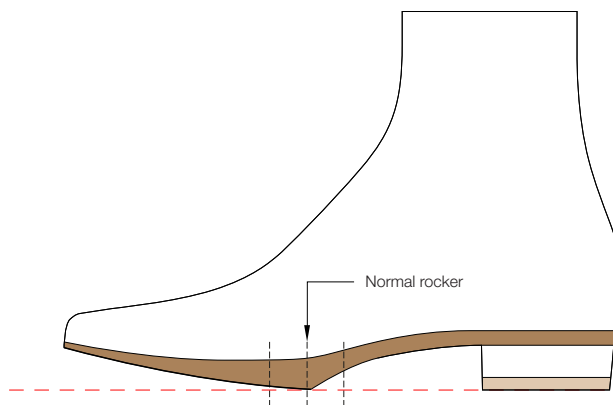
2.2 | ROCKER TYPES

BASIC INLAY

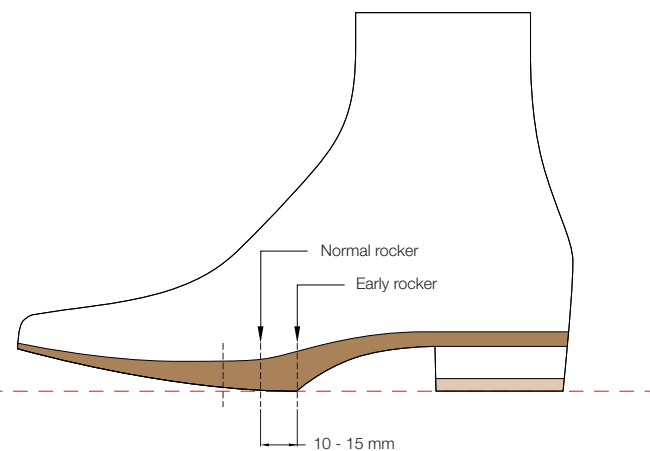


ARTICLE NUMBERS FOR YOUR ORDER	ROCKERS
60	Normal Rocker
61	Early Rocker
62	Two Phase Rocker
63	Delayed rocker
64	Polyphasic Rocker
65	Rocker to Medial
66	Rocker to Lateral

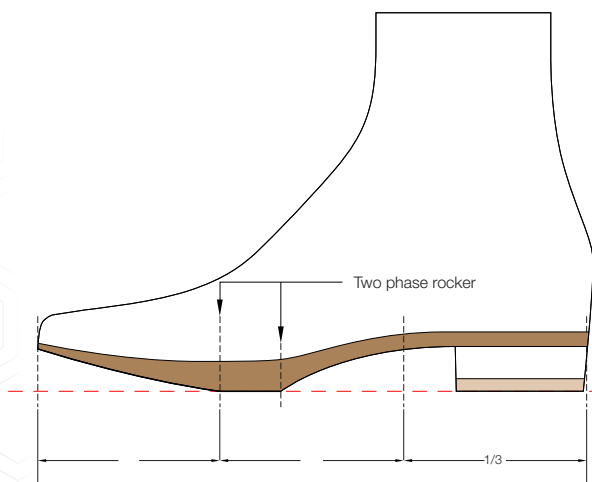
60 NORMAL ROCKER



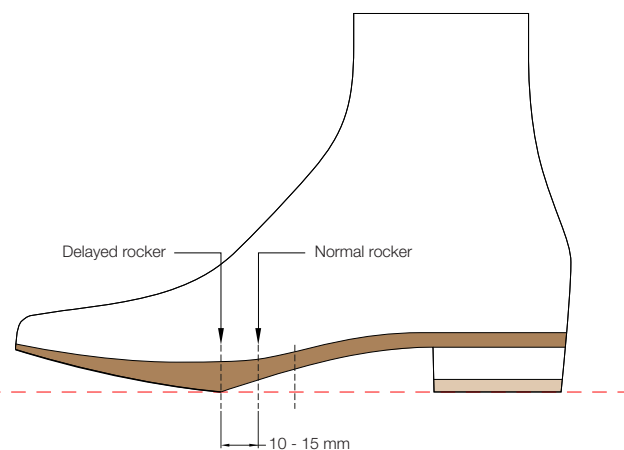
61 EARLY ROCKER



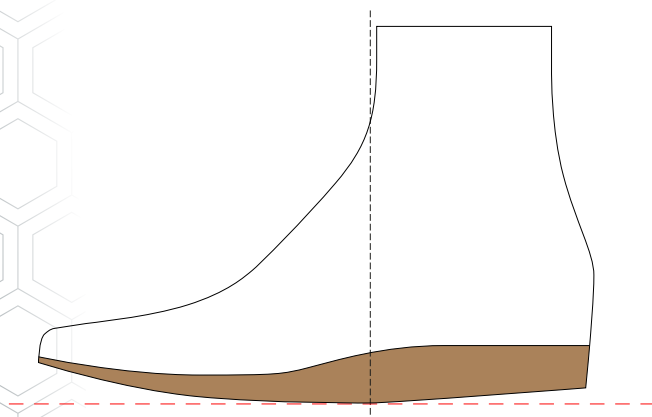
62 TWO PHASE ROCKER



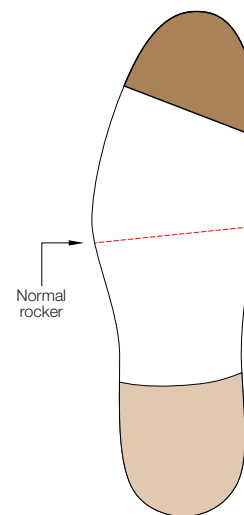
63 DELAYED ROCKER



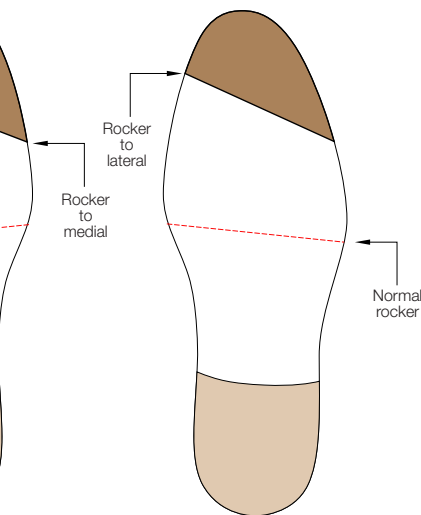
64 POLYPHASIC ROCKER



65 ROCKER TO MEDIAL

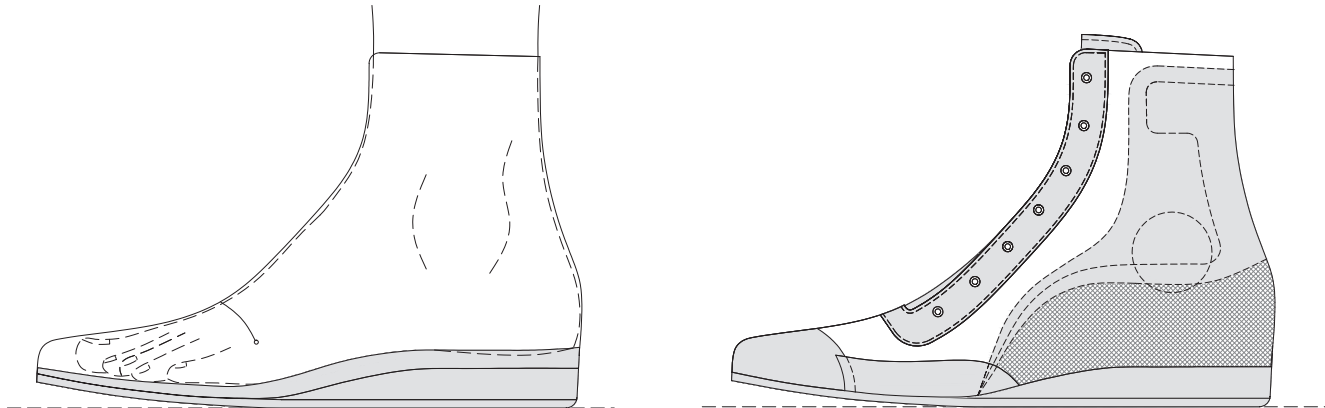


66 ROCKER TO LATERAL



2.3 | FOIL & TEST SHOES

If you want us to modify the lasts as a result of pressure points, please mark these pressure points on the foil test shoes. Send the foil test shoes including your marks to our production so that we can proceed with the last modifications. However, you can also modify the lasts yourself. For more detailed information please see the test shoe ordering protocol.

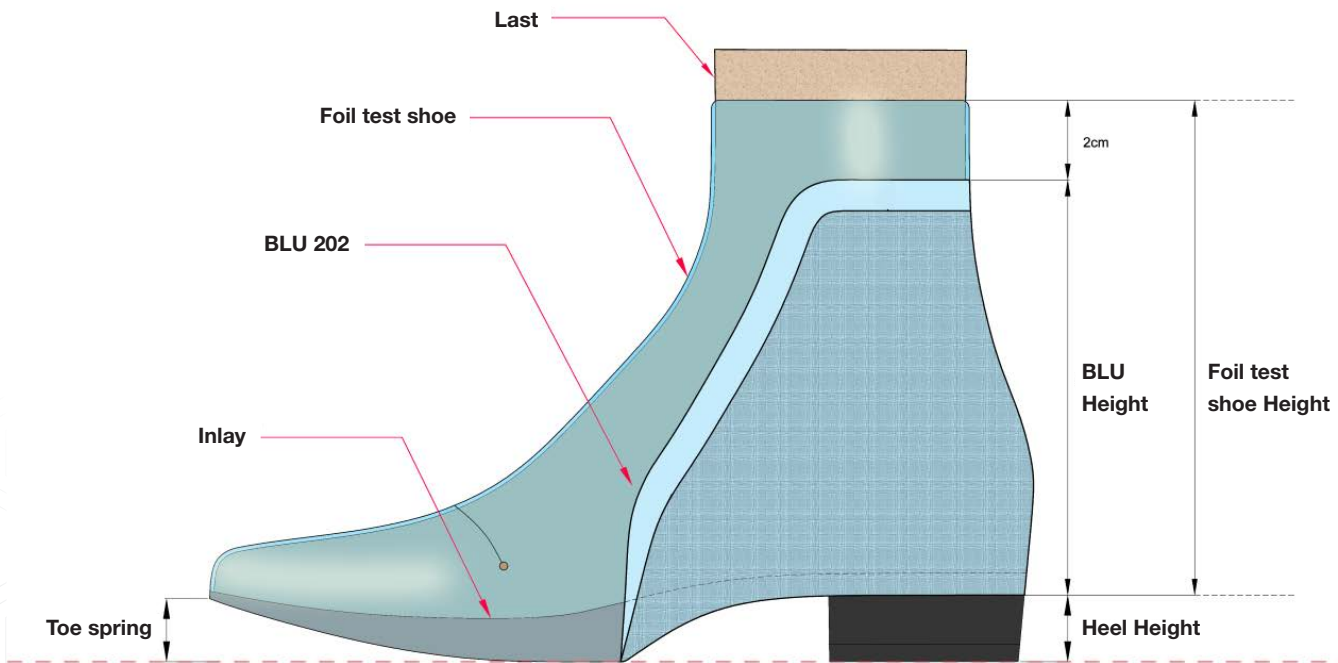


Further options for fitting shoes are eather leather testshoes or lining shoes. Leather test shoes are not being re-used in the production process of the final shoes. To keep this procedure as efficient and environmental friendly as possible, we use scrap of leather for these test shoes. This option of a leather fitting shoe is to test the reinforcement or shoe concept for the client. The client can wear this leather test shoe for 2-3 weeks. Lining shoes can also be ordered to fit and test both the shape and the orthopedic special features. Lining shoes with reinforcement are being re-used in the production process and will be part of the final shoes.

TEST SHOES	MATERIAL	CODE
Plastic Fitting Shoe Hard	PVC FILM	5002
Plastic Fitting Shoe Soft	ERCOFLEX	5001
Lining Shoe For Fitting Phase	Lining leather	
Leather Fitting Shoe	Scrap of leather	

If we make a new last, inlay and trial shoe from PVC foil, you can also choose to make the BLU directly. The advantage is that the measurer can have the patient fitted, including a BLU-reinforcement.

Reference:



Important: When returning the pair for complete shoe making, always enclose the BLU with the lasts.